




# EJD RTI Update

October 2022




# What is Response to Intervention?

A multi-tier approach to the early identification and support of students with learning and behavior needs. The RTI process begins with high-quality instruction and universal screening of all children in the general education classroom. RTI is designed for use when making decisions in both general education and special education, creating a well-integrated system of instruction and intervention guided by child outcome data.




# What is WIN (What I Need)?

WIN is time where a Tier 2 intervention could occur in addition to Tier 1 classroom instruction. It is designed for all teachers to provide every student with the opportunity for additional support at their level whether they need intervention, reteaching, practice, and/or enrichment. These services may be provided by a variety of personnel, including general education teachers, special educators, paraprofessionals, etc.







# PAST RTI Notes

↑ | Student Name




First:  
Middle:  
Last:  
Gender:  
DOB:  
1st Language:  
Email:



Click Here!

The RTI “triangle” only appears when you click on each individual student, it does NOT show up in the basic roster list.



# RTI Referral Tickets

- Teachers will use Google Forms to submit RTI tickets to support team
- A case manager will schedule a meeting (all meetings are documented in SchoolTool)
- Follow ups will be scheduled about 6 weeks after initial meeting
- Any further concerns about this student please contact the case manager



# Case Manager Team

This team meets monthly to discuss current tickets (may include other specialists as needed)

## *Student Services:*

- Jill Lunn - School Psychologist
- Andy Quirk - School Counselor
- Kathy Barber - School Counselor
- Elizabeth Wisely - School Social Worker

## *Academic:*

- Michelle Lewis - Instructional Specialist EJD

A decorative graphic on the left side of the slide. It features a dark blue background with several overlapping, rounded shapes in various colors: a large cyan shape at the top left, a purple shape below it, a pink shape to the right of the purple one, a light blue circle above the center, a red circle to the right of the light blue circle, a yellow circle at the bottom left, and a large white circle in the center containing four stylized human figures in red, blue, orange, and green, arranged in a circle with their arms raised.

# Full Committee

Many students make adequate progress through the early steps of the RTI process, but when students are not making progress and interventions have been exhausted, full committee may convene to discuss students, to provide additional strategies, and sometimes recommend evaluation through CSE.

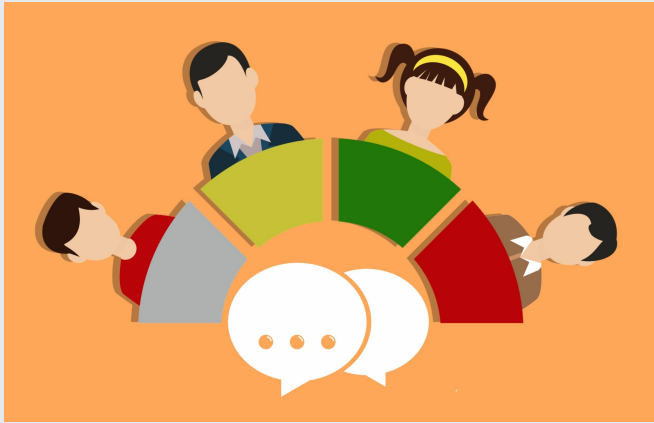
# Assessments

- Benchmark Assessments
- Common Formative Assessments
- Observations
- Additional Screeners
- Progress Monitoring
- Classroom Data
- Survey Level Assessments





# Benchmark and Data



# Progress Monitoring

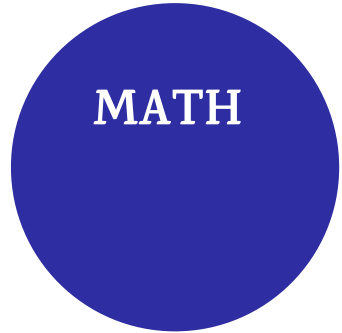
Any students you have concerns about will need to have regular, ongoing progress monitoring.

Multiple interventions can be in place simultaneously


Educational decisions about the intensity and duration of interventions are based on individual student response to instruction.



# RTI Interventions/Supports



Math Skills  
Bridges



Individual social skills  
intervention  
Social skills group  
Family conferences  
Peer Remediation  
Frequent/needed  
breaks



Individual  
supportive  
counseling  
Outside therapy  
referrals and/or  
intervention  
(includes Social  
Services)  
Crisis Support



Basic needs (food,  
clothing, shelter,  
McKinney Vento),  
etc)  
Hospital transport  
(suicidal ideation)  
Behavior plans  
Medical contact/info



Reading/Writing  
Skills  
Road to Reading  
Rewards Reading  
Rewards Writing